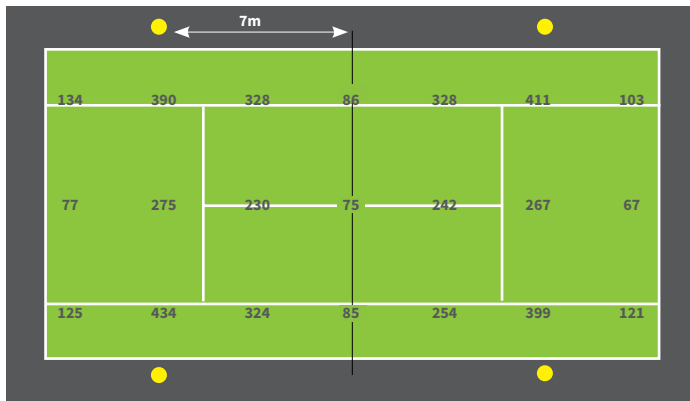




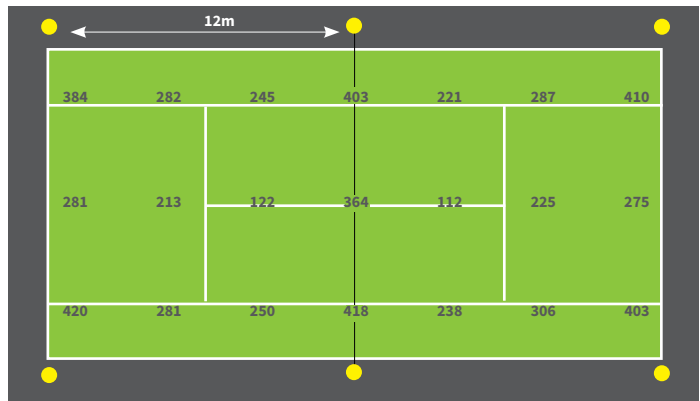
TCL 240 LED FLOODLIGHT

There are many variables when choosing the right light for your tennis court. Simulated below are the lighting levels achieved with our TCL 240 Floodlight in a variety of court setups showing different pole configurations, pole heights and number of lights. Each example lists the average Lux and Uniformity achieved with this configuration.

Simulation 1 - 231 Lux

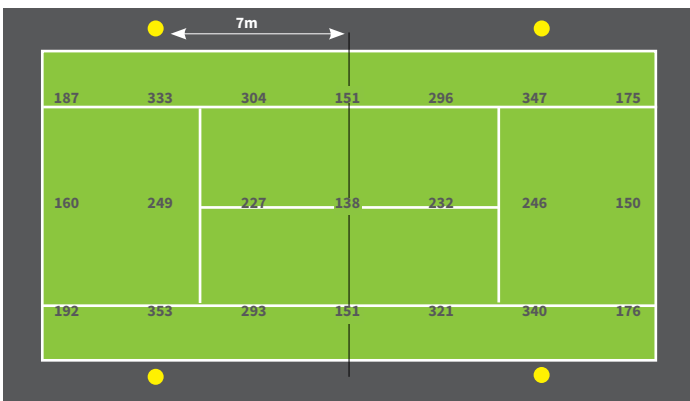


Simulation 2 - 269 Lux

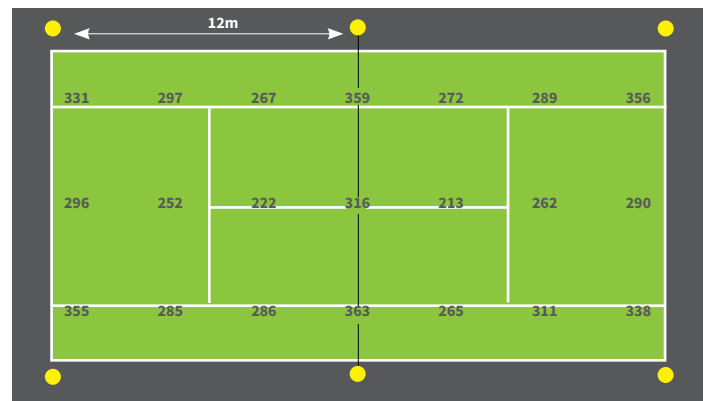


SIMULATION	LED LIGHT	PLAYING LEVEL	WATTAGE	AVG LUX	U1	# LIGHTS	# POLES	HEIGHT
1	TCL240	General	240	231	0.29	4	4	5
2	TCL240	General	240	269	0.42	6	6	5

Simulation 3 - 240 Lux



Simulation 4 - 288 Lux



SIMULATION	LED LIGHT	PLAYING LEVEL	WATTAGE	AVG LUX	U1	# LIGHTS	# POLES	HEIGHT
3	TCL240	Recreational	240	240	0.57	4	4	6
4	TCL240	Recreational	240	288	0.66	6	6	6